

Welcome to SLUSD!

This wiki is a growing collection of our new technology help articles.

- [Original SLUSD Tech Help Articles](#)
- [Logging In](#)
 - [Logging in to the Tech Help Website](#)
 - [Logging in to Clever](#)
- [Changing your @slusd.us account password](#)

Original SLUSD Tech Help Articles

Explore SLUSD Technology Help

This wiki is a growing collection of our latest help articles, but you may find some of our older material helpful as we transition to this new platform. Here is a list of some of those resources for you:

[New Teacher Onboarding](#)

[SLUSD Tech Portal / Chromebook Repair System](#)

Legacy Help Articles

- [SLUSD Technology Help](#)
- [August 2024 Start of Year Tech Help](#)
- [Promethean Board References](#)
- [Setting up a new Mac](#)
- [Desk Phone Help](#)
- [IPEVO Doc Cam Help](#)
- [Blended Platforms List for Primary & Secondary](#)
 - [ELlevation Teacher Introduction](#)
 - [Ellevation: Info on your EL students.webm](#)
 - [Secondary: Schoology](#)
- [Self Paced Online Learning](#)

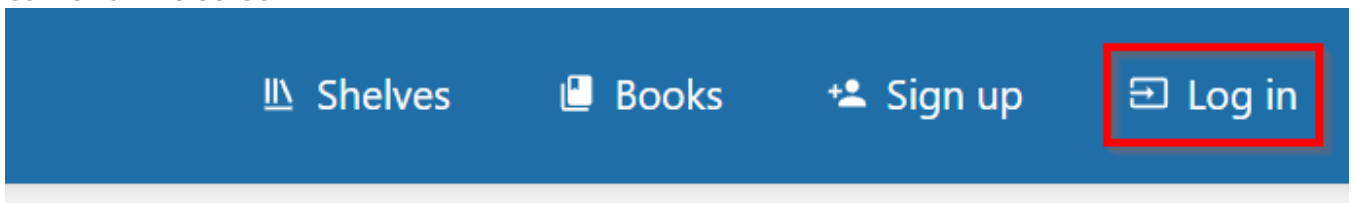
Logging In

Logging in to the Tech Help Website

If it is your first time logging in, sign up for an account by [following the steps found here](#).

Logging in

1. If you already have signed up for an account click the Log In button in the upper right corner of the screen.



2. Click Login With Google.

Log In



[Don't have an account?](#)

3. Sign in using your full @slusd.us

Sign in

to continue to [SLUSD Tech Help](#)

Email or phone

username@slusd.us

[Forgot email?](#)

To continue, Google will share your name, email address, language preference, and profile picture with SLUSD Tech Help.

Create account

Next

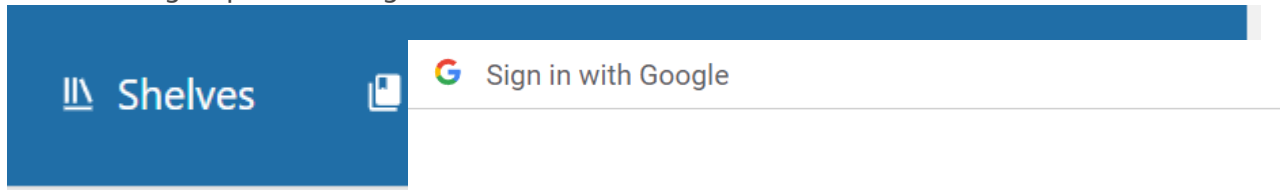
4. You are now be logged in!

If you are having trouble logging in please double-check you are signed in with your @slusd.us google account. Other accounts that end in @gmail.com, @yahoo.com or other websites will not work

Signing up for an account

From the main techhelp.slusd.us website click Sign Up in the upper right-hand corner.

1. Click the Sign up With Google button




2. Sign in using your full @slusd.us

Sign in

to continue to [SLUSD Tech Help](#)

Email or phone

@slusd.us

[Forgot email?](#)

To continue, Google will share your name, email address, language preference, and profile picture with SLUSD Tech Help.

[Create account](#)

[Next](#)

If you are having trouble logging in please double-check you are signed in with your @slusd.us google account. Other accounts that end in @gmail.com, @yahoo.com or other websites will not work



Authorization Error

Error 403: org_internal

This client is restricted to users within its organization.

Request Details



Logging In

Logging in to Clever

Changing your @slusd.us account password

It is recommended that all SLUSD students and staff change their @slusd.us account default password provided to them after the first time logging in to their email.

1. Go to resetpw.slusd.us
2. Once there fill out the form with your account username, current password and your new password. Then click "Change Password"

Change Account Password



Username

chris@slusd.us

Your username is your email address
minus the @slusd.us

Your username (without @slusd.us at the end)

Current Password

.....

Enter your current password

New Password

.....

Enter a [strong password](#). You can use [this tool](#) to help you create one; use the XKCD (random sep, pad digit), or NTLM, options.

Re-enter New Password

.....

Enter your new password again

CHANGE PASSWORD



unosquare